

BOMBAS SUMERGIBLES

UP'S



SUDITRA



SUDITRA



BOMBAS SUMERGIBLES UP'S

Las bombas sumergibles UP son fabricadas con materiales de alta calidad y están diseñadas para brindar muchos años de servicio. En este catálogo podrás encontrar bombas que entregan de 1 a 5 lps (5gpm-80gpm).



Éstas bombas están diseñadas para reducir el par de arranque a través de sus impulsores de noryl y difusores de policarbonato. Todo esto contenido en un recipiente inoxidable resistente a la corrosión y abrasión.

SUDUP-13

UP SERIES PERFORMANCE CURVES
13 GPM MAXIMUM EFFICIENCY

4" MODEL UP-13
60 Hz - 3450 RPM



1 1/4" Discharge



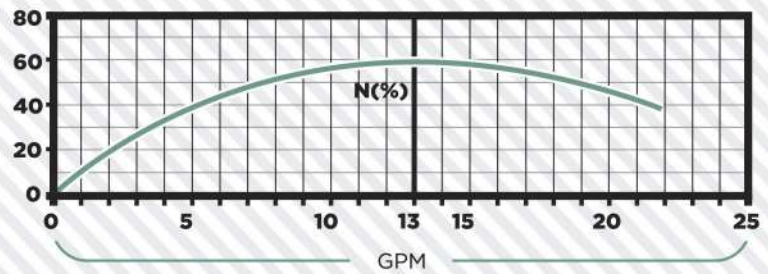
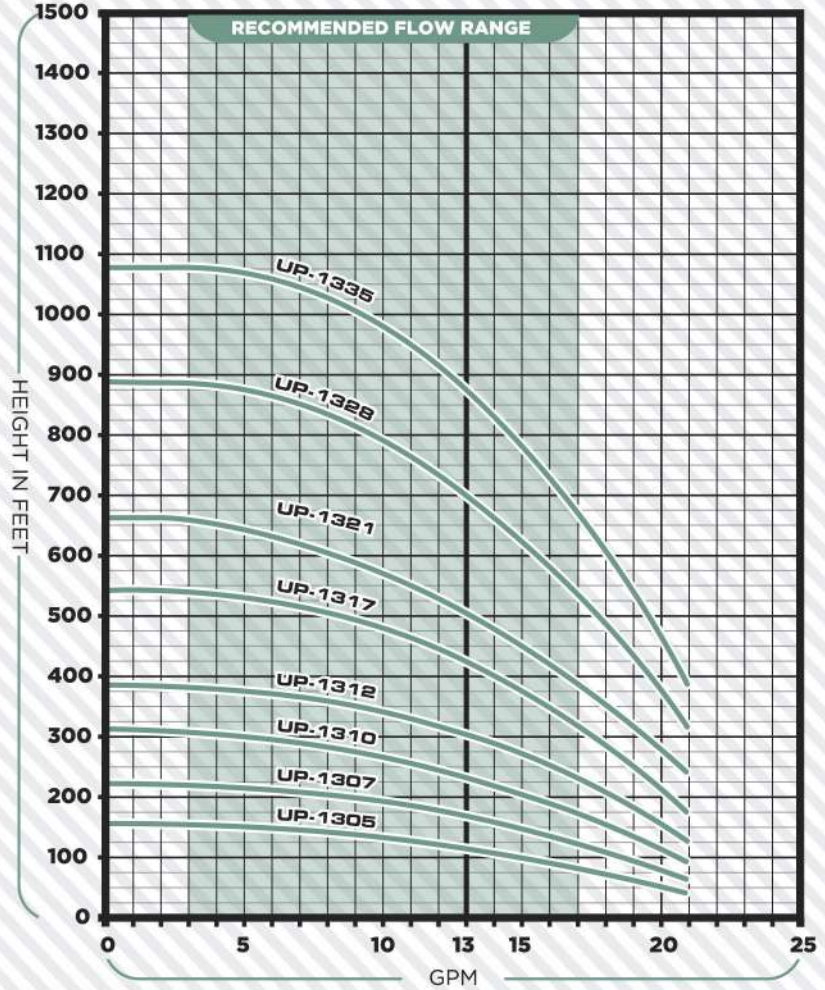
S.S. Cast
Discharge Head



S.S. Cast
Adapter



S.S. Bowl



MODEL	HP	STAGES	LENGTH (In)	WEIGHT (lbs)
UP-1305	0.5	5	9.3	5.5
UP-1307	0.75	7	10.7	6.2
UP-1310	1	10	12.8	7.0
UP-1312	1.5	12	14.1	7.7
UP-1317	2	17	17.6	9.5
UP-1321	3	21	20.4	11.0
UP-1328	5	28	26.8	13.2
UP-1335	5	35	31.6	16.7

SUDUP-18

UP SERIES PERFORMANCE CURVES
18 GPM MAXIMUM EFFICIENCY

4" MODEL UP-18
60 Hz - 3450 RPM



1 1/4" Discharge



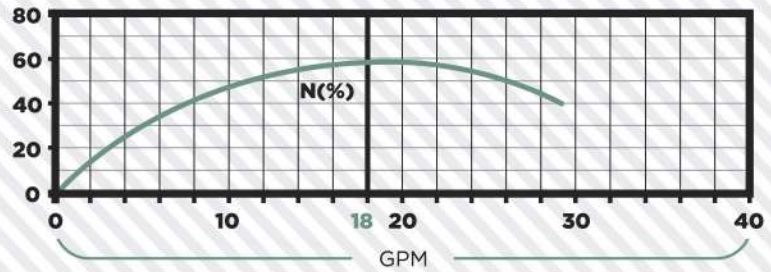
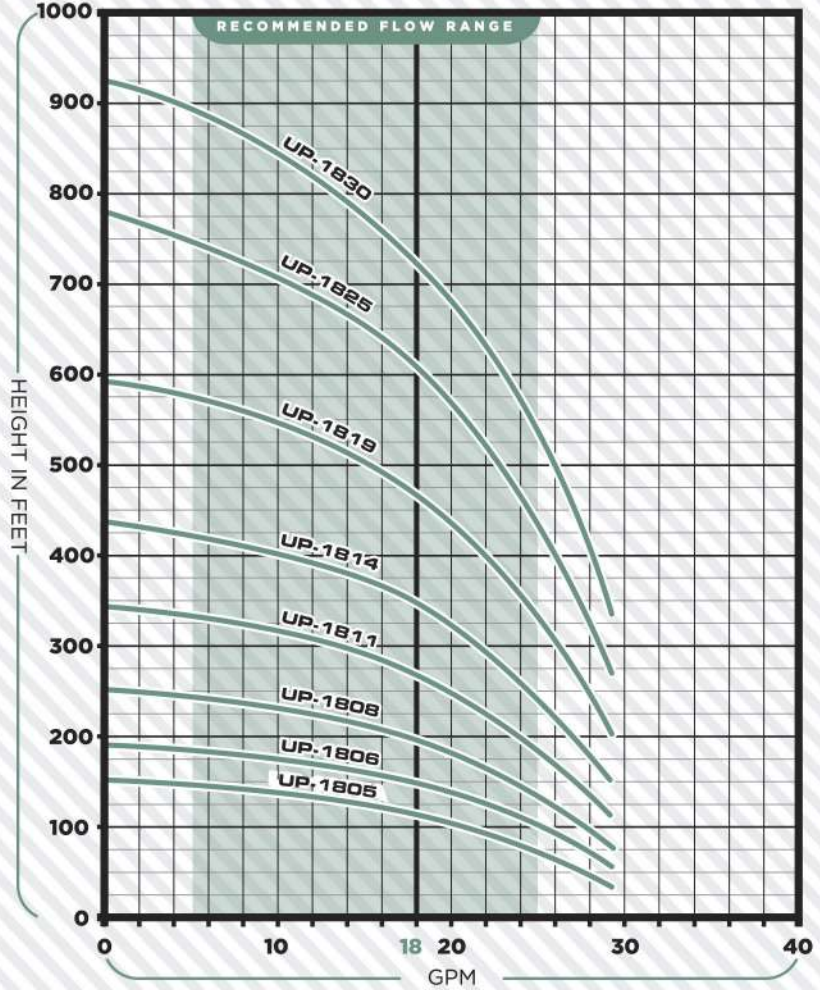
S.S. Cast
Discharge Head



S.S. Cast
Adapter



S.S. Bowl



MODEL	HP	STAGES	LENGTH (in)	WEIGHT (lbs)
UP-1805	0.5	5	10.1	6.0
UP-1806	0.75	6	11.0	6.2
UP-1808	1	8	12.7	6.8
UP-1811	1.5	11	15.2	7.9
UP-1814	2	14	17.8	9.0
UP-1819	3	19	22.0	10.8
UP-1825	5	25	28.5	13.3
UP-1830	5	30	32.6	15.6

SUDUP-25

UP SERIES PERFORMANCE CURVES
25 GPM MAXIMUM EFFICIENCY

4" MODEL UP-25
60 Hz - 3450 RPM



1½" Discharge



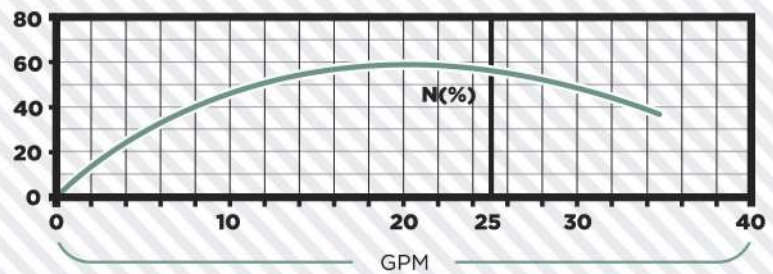
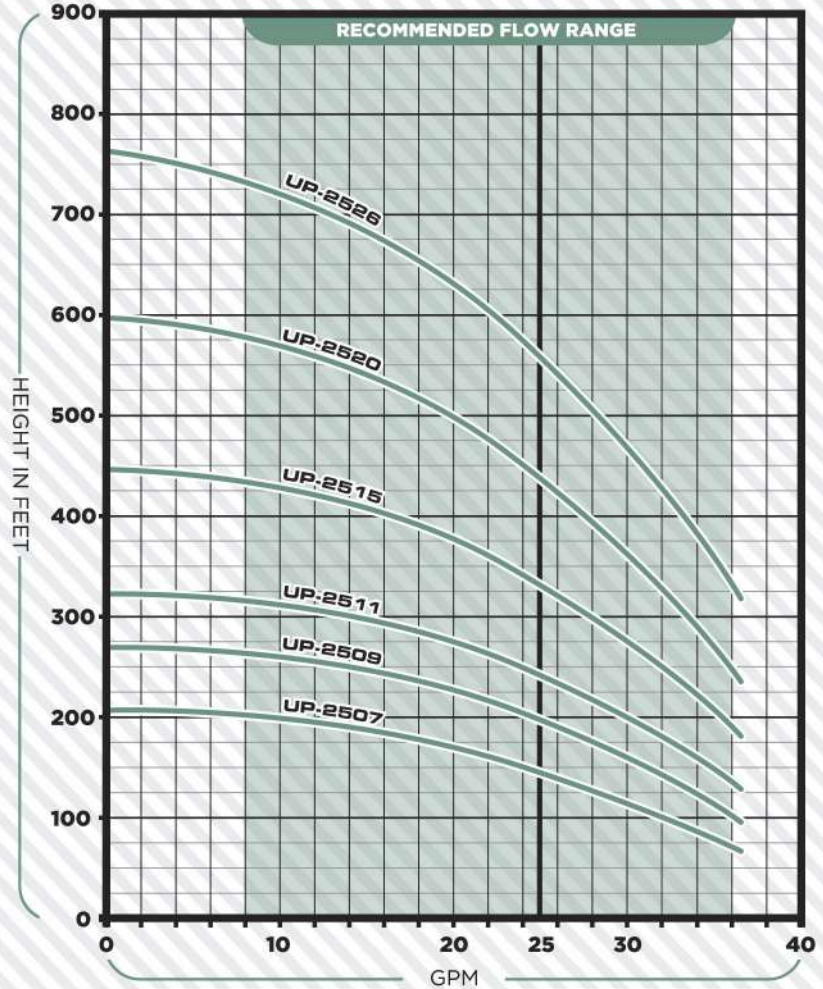
S.S. Cast Discharge Head



S.S. Cast Adapter



S.S. Bowl



MODEL	HP	STAGES	LENGTH (in)	WEIGHT (lbs)
UP-2507	1	7	12.6	6.9
UP-2509	1.5	9	14.6	7.7
UP-2511	2	11	16.5	8.6
UP-2515	3	15	20.4	10.3
UP-2520	5	20	26.8	12.8
UP-2526	5	26	32.5	15.6

Guanajuato, México. 1954



SUDUP-35

UP SERIES PERFORMANCE CURVES
35 GPM MAXIMUM EFFICIENCY

4" MODEL UP-35
60 Hz - 3450 RPM



2" Discharge



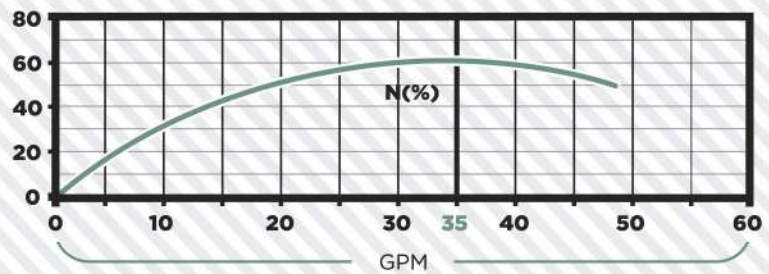
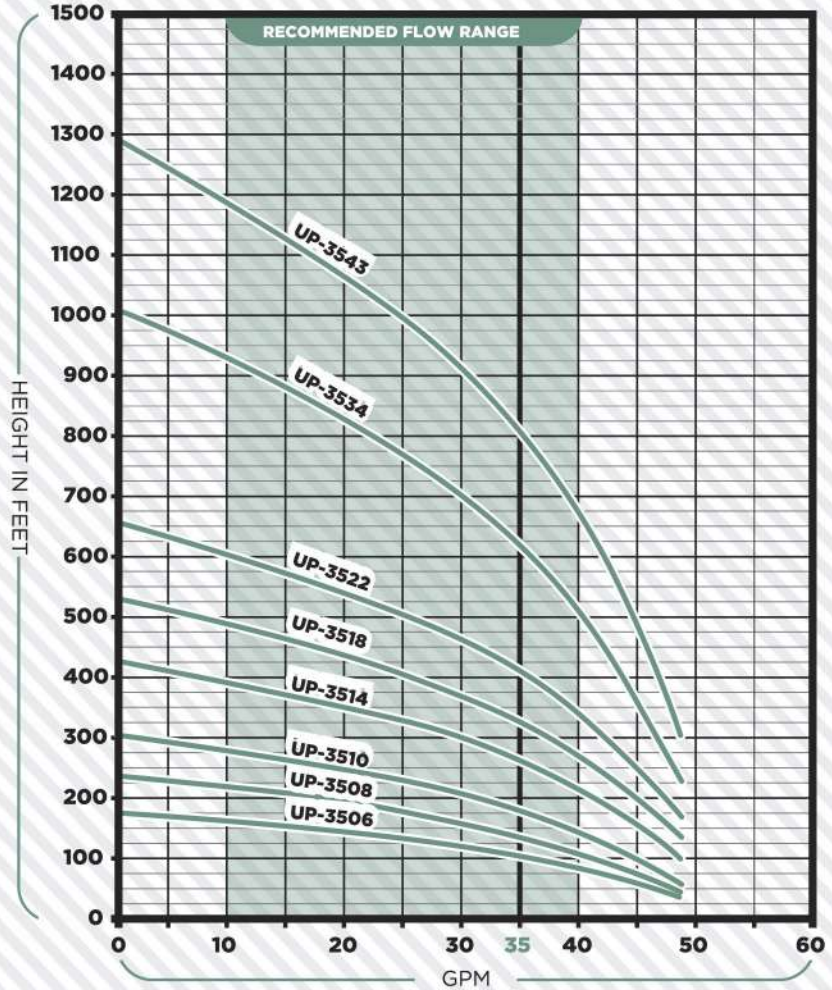
S.S. Cast
Discharge Head



S.S. Cast
Adapter



S.S. Bowl



MODEL	HP	STAGES	LENGTH (in)	WEIGHT (lbs)
UP-3506	1	6	14.1	7.5
UP-3508	1.5	8	16.6	8.8
UP-3510	2	10	19.0	10.1
UP-3514	3	14	23.9	12.5
UP-3518	5	18	28.9	15.3
UP-3522	5	22	35.2	17.8
UP-3534	7.5	34	49.5	25.5
UP-3543	10	43	51.9	31.2

SUDUP-55

UP SERIES PERFORMANCE CURVES
55 GPM MAXIMUM EFFICIENCY

4" MODEL UP-55
60 Hz - 3450 RPM



2" Discharge



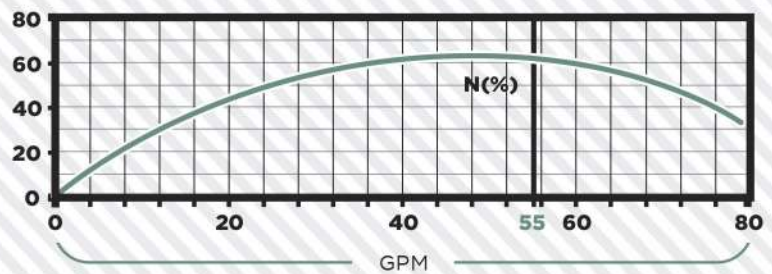
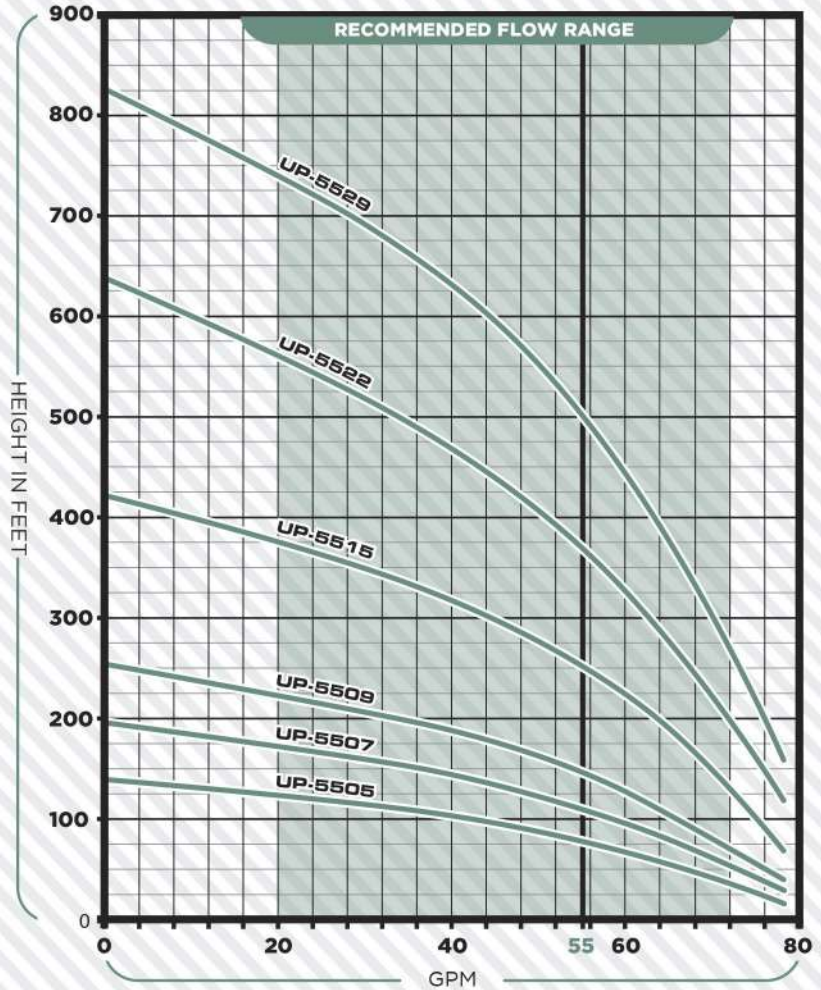
S.S. Cast
Discharge Head



S.S. Cast
Adapter



S.S. Bowl



MODEL	HP	STAGES	LENGTH (in)	WEIGHT (lbs)
UP-5505	1.5	5	17.0	9.5
UP-5507	2	7	21.1	11.7
UP-5509	3	9	25.2	13.6
UP-5515	5	15	37.5	19.5
UP-5522	7.5	22	53.0	27.0
UP-5529	10	29	67.2	34.3

SUDUP-80

UP SERIES PERFORMANCE CURVES
80 GPM MAXIMUM EFFICIENCY

4" MODEL UP-80
60 Hz - 3450 RPM



2" Discharge



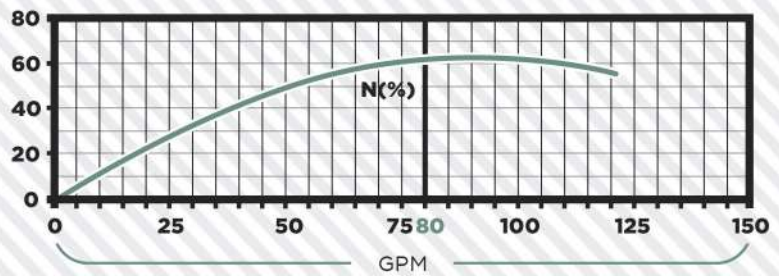
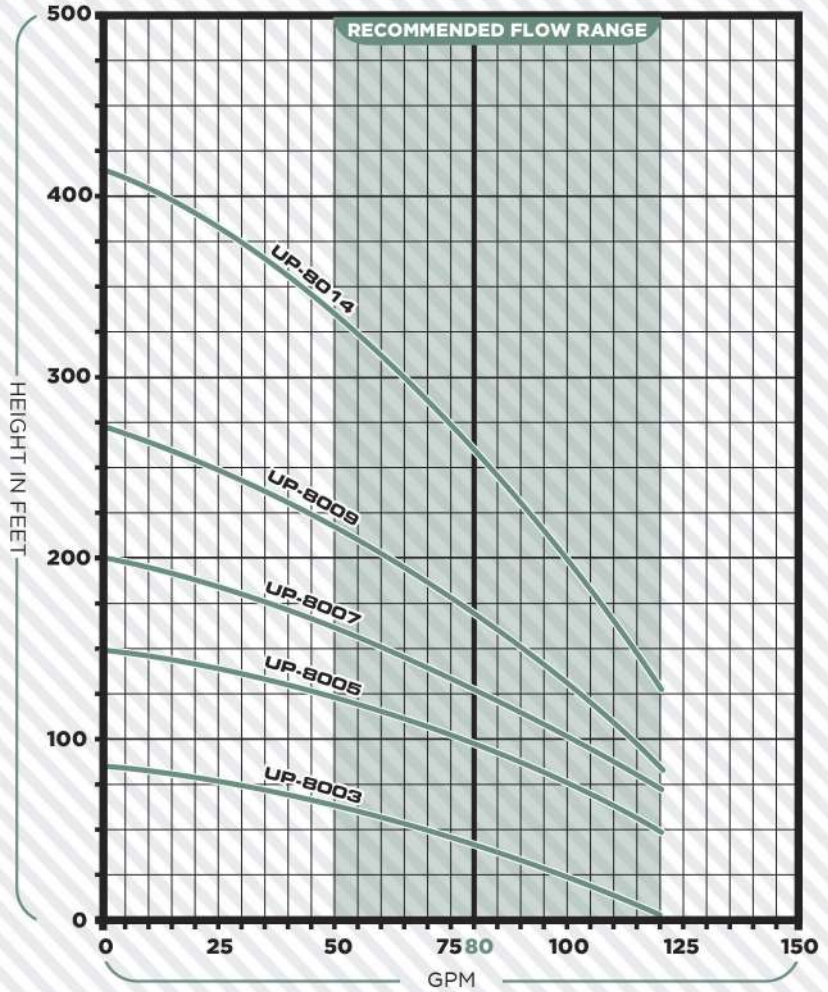
S.S. Cast
Discharge Head



S.S. Cast
Adapter



S.S. Bowl



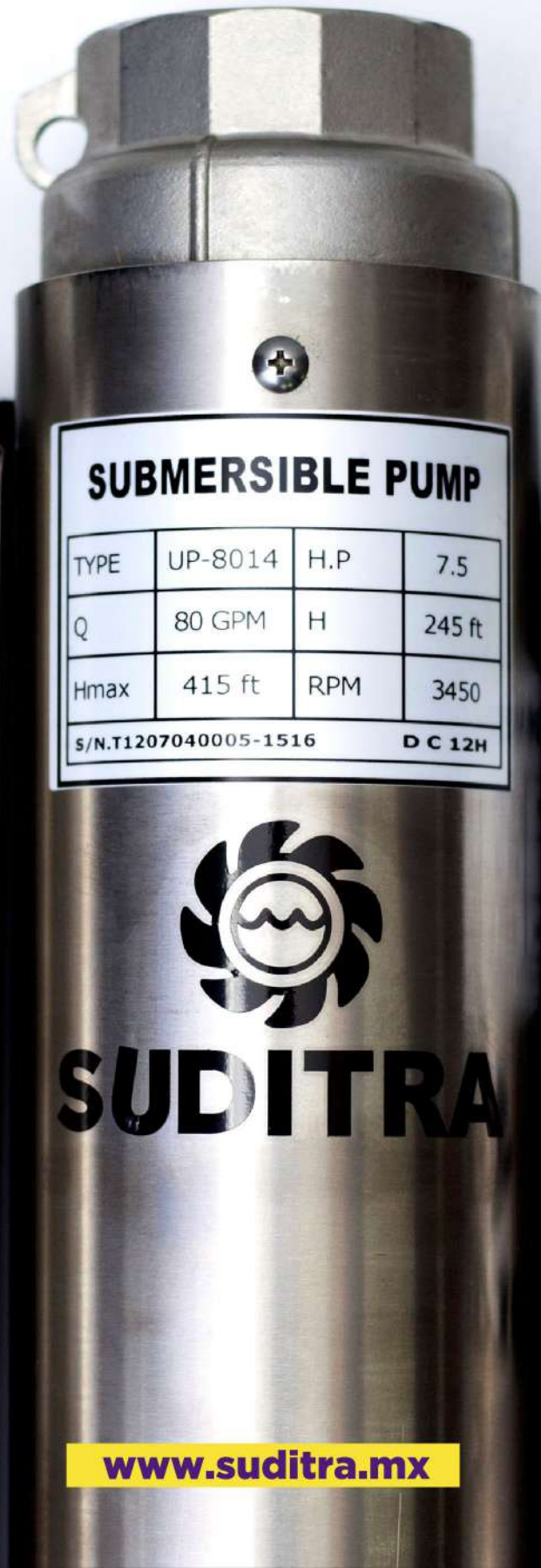
MODEL	HP	STAGES	LENGTH (in)	WEIGHT (lbs)
UP-8003	2	3	13	7.4
UP-8005	3	5	18.6	9.7
UP-8007	5	7	24.2	13.0
UP-8009	5	9	29.3	15.2
UP-8014	7.5	14	42.6	21.8





SUBMERSIBLE PUMP

	1.0		
	180 ft		
	3450		
DC 13G			



SUBMERSIBLE PUMP

TYPE	UP-8014	H.P	7.5
Q	80 GPM	H	245 ft
Hmax	415 ft	RPM	3450
S/N.T1207040005-1516		DC 12H	



SUBMERSIBLE PUMP

UP-2509	H.P	1.5
25 GPM	H	182 ft
269 ft	RPM	3450
S/N.2230007-0382		DC 14B

